

# Emergency!

## Using Tech in Emergency Situations



[www.caccor.com](http://www.caccor.com)

Presented by Rhona Lishinsky  
President  
Computer Club of Rossmore  
January 20, 2020

# About these slides

---

These slides comprise the presentation made at the 1/20/20 TechTogether event. However, I have made a few changes:

- 1) Added: a new slide showing the various components of a Power Bank and how it connects to your smartphone or tablet.
- 2) Eliminated: information about adding “ICE” (In Case of Emergency”) contact info. While this was a useful methodology in years past, it is no longer as helpful given that, these days, most of us lock our phones.
- 3) Added: an additional “Information – Planning” slide that addresses how to include contact and medical information in your smartphone that can be seen by First Responders when phone is locked.
- 4) Clickable hyperlinks have been included throughout to make it easy for you to find websites that were mentioned in the presentation.
- 5) Added Rossmoor EPO to the slide showing websites devoted to preparedness resources.

--Rhona

# Agenda

---

- Communication: Landlines and mobile devices to stay in touch
- Power: Keeping your devices charged
- Access: Getting online during an emergency
- Information: Online sources of information
- Entertainment: Download a movie!
- Nixle (Dennis Bell, Safety Manager, GRF)

# Communication

---

# LANDLINES (AT&T)



Uninterrupted Connectivity  
with Wired Phone






# Voice over Internet (VoIP)

Xfinity: 24 Hours w/battery backup and wired phone



# MOBILE



*Voice Transmission*

*Data Transmission*  
**4G / LTE Network**



# MOBILE

**AP**


## California lawmakers eye back-up power for cellphone towers

By ADAM BEAM January 8, 2020

“Data from the Federal Communications Commission shows 874 cellphone towers were offline during an Oct. 27 power shutoff that affected millions of people. That included more than half of the cell towers in Marin County alone... Democratic lawmakers revealed legislation to force telecommunication companies to have at least 72 hours of back-up power for all cellphone towers in high-risk fire areas.”

Click to read full article:

<https://apnews.com/0594bd7174cf5ebf09f28b8ae4945289>





# Communication Tips for Cell/Smartphones

---

- Send text messages if voice network unavailable
- Drive to an alternate location to improve reception
- Use Smartphone's GPS to locate family and friends
  - Requires advance set up
  - iPhone: Find My Phone app / Family Sharing
  - Android: Family Link app

# Power Up: Staying Connected

---

# The Basics

- Lower screen brightness
- Change Power settings:
  - iPhone: Activate Low Power Mode
  - Android: Activate Battery Saver
- Turn off non-essential notifications from apps
- Don't expose device to heat / prolonged, direct sunlight
- Turn off Bluetooth
- Turn off automatic app updates
- Re-charge device at public "charging stations," coffee shops, etc.

# CHARGING MOBILE DEVICES

Replaceable  
batteries



Computer's USB port




Car Charger



Hand Crank

# POWER BANKS

Charge the Power Bank, then use the Bank to charge your device.




Wall plug purchased separately. May be able to use the wall plug that came with your phone or tablet, if the wall plug is compatible with the amps required by the Power Bank.



# POWER BANKS - Options

- Price \$20 - \$75
- Charging plug usually purchased separately
  - May be able to use your phone's charging plug
- Physical form factor: ranges from pocket sized to table top
- Charging Speed – amount of time to charge the power bank
- Single vs multiple device connection
- Type of connection port (USB, USB-type C): pertains to the type of connector on the cable used by your device.



# POWER BANKS – Charging Capacity



- Larger form-factor generally indicates higher capacity
- Capacity stated in Milliamp Hours (ex: 10000 mAh)
  - Higher number = more charging capacity
  - # Charges realized is dependent on phone's or tablet's battery size
- Online listings often mention specific phone models and how many times you can fully charge those devices when the Power Bank is, itself, fully charged.
- TripSavvy.com article provides information about selecting Power Banks
  - Google Search: "TripSavvy Choose Power Pack" or go to <https://www.tripsavvy.com/choosing-the-right-portable-power-pack-3260073>

# POWER BANKS - SAFETY

- **Purchase reputable brands:**
  - Some examples: Anker, Belkin, Mophie
  - If from Amazon, make sure Amazon is the “Seller”
- Do not charge your device on soft surfaces, such as a couch or bed.
- Use the charger in a place you can keep an eye on it in case it overheats.
- Use the wall plug that came with your device. If you need a new plug:
  - **Purchase a reputable brand**
  - Make sure the voltage and current are compatible with the battery
- Don't use batteries that are swollen or dented



# Access: Getting Online During an Emergency

---



“Delivering” the Internet to your smartphone



**WiFi**






“Delivering” the Internet to your smartphone



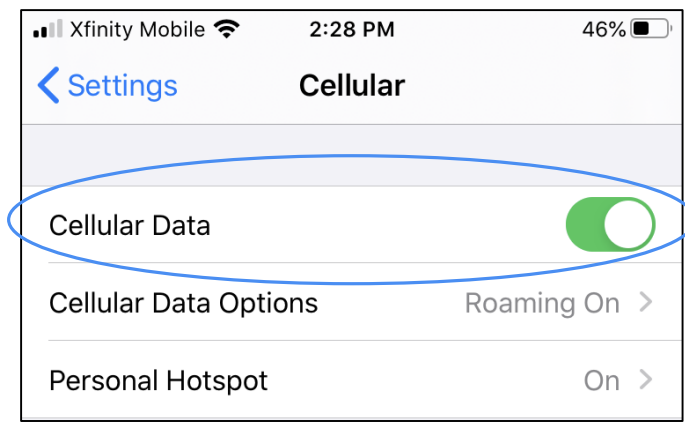
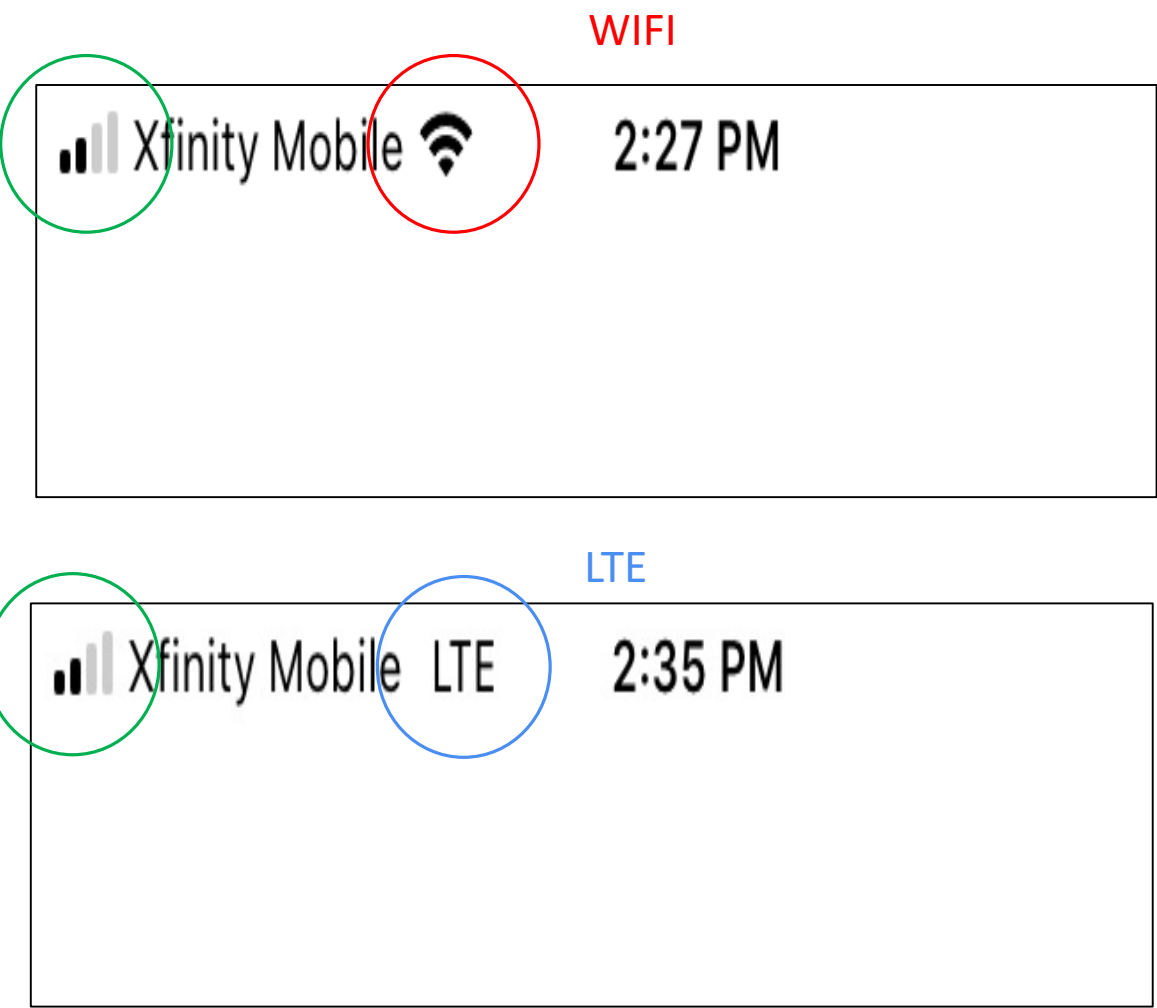
**WiFi**



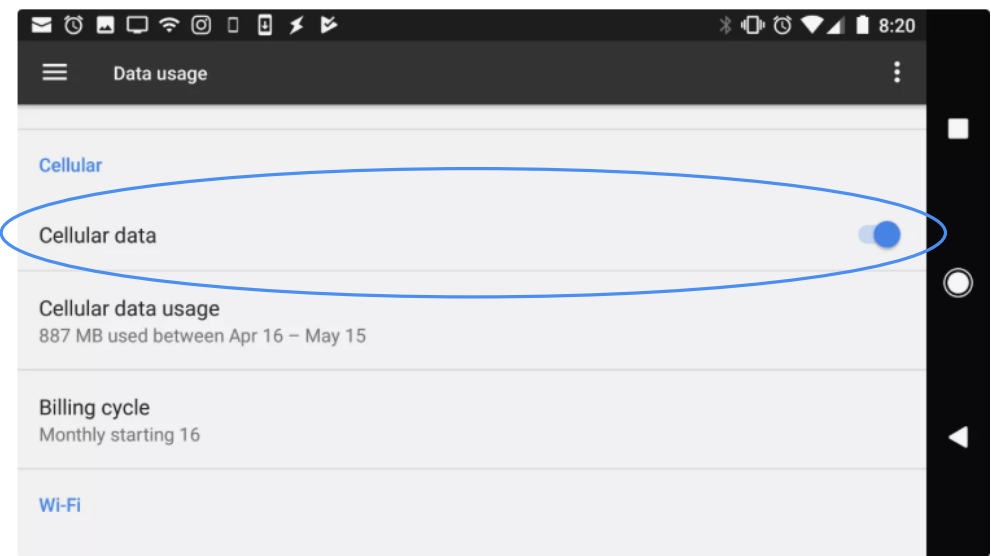
**4G / LTE – Direct  
from cell tower**

# Enable 4G / LTE

Voice Network




iPhone




Android

Use your phone to relay  
cellular data to other devices



Example shows iPhone Settings.  
Also available on Android.



# Information

---

“THESE DAYS, 40 PERCENT OF AMERICANS USE THEIR PHONES TO ACCESS GOVERNMENT SERVICES, AND 68 PERCENT OF THEM USE PHONES TO KEEP TRACK OF BREAKING NEWS EVENTS.”

THE PEW RESEARCH CENTER, 2015

# Information – Planning

- Download 1<sup>st</sup> Aid Book
  - Google Play (Android Phones) or App Store (iPhones)
- Check Emergency Preparedness sites
  - Ready.gov (FEMA)
  - Rossmoor's Emergency Preparedness Organization (EPO): [Rossmoorepo.org](http://Rossmoorepo.org)
  - Search: "Emergency preparedness" in Google
- Read Tech Tips Article
  - *"Websites and Mobile Apps for Emergency Preparedness and Emergency Response"*
    - April 24, 2019 edition of Rossmoor News
- Set Up Your Phone Book
  - Enter PGE in your Contacts listing: 800-743-5002



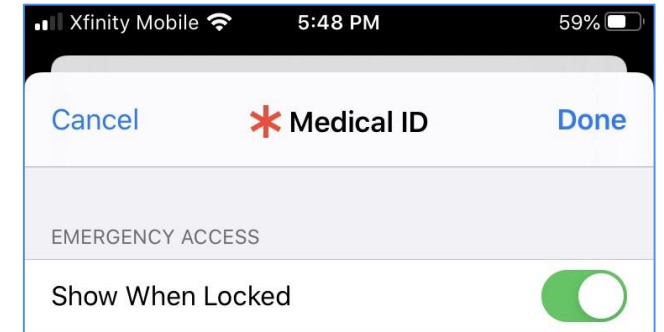
# Information – Planning

## ➤ Set up personal medical information and Emergency Contacts

- First responders are trained to look for this information!

## ➤ iPhone –

- Use Health App (included with phone)
- Set “Show when locked” to enable viewing when phone is locked
- For more set-up information: <https://support.apple.com/en-us/HT207021>



## ➤ Android –

- Instructions vary by phone manufacturer (Samsung, LG, etc.)
- Read Cnet article for more information:  
<https://www.cnet.com/how-to/first-responders-can-help-you-even-when-your-phone-is-locked/>

# Information – Alerts & Updates

- Nixle
- American Red Cross: “Emergency: Alerts” and other apps for smartphones
- Weather apps – provide severe weather warnings
- NextDoor.com – information & updates from neighbors
- Local, State and National government agencies provide updates and information during emergencies
  - Twitter may be especially useful for receiving timely updates
  - Contra Costa Community Warning System – [cwsalerts.com](http://cwsalerts.com)
- Walnut Creek Police Department provides numerous resources
  - Go to [Walnut-Creek.org](http://Walnut-Creek.org) and search “Getting Connected” or go to <https://www.walnut-creek.org/departments/public-safety/police/getting-connected>

# An example of the Twitter feed from the Contra Costa County Fire Department



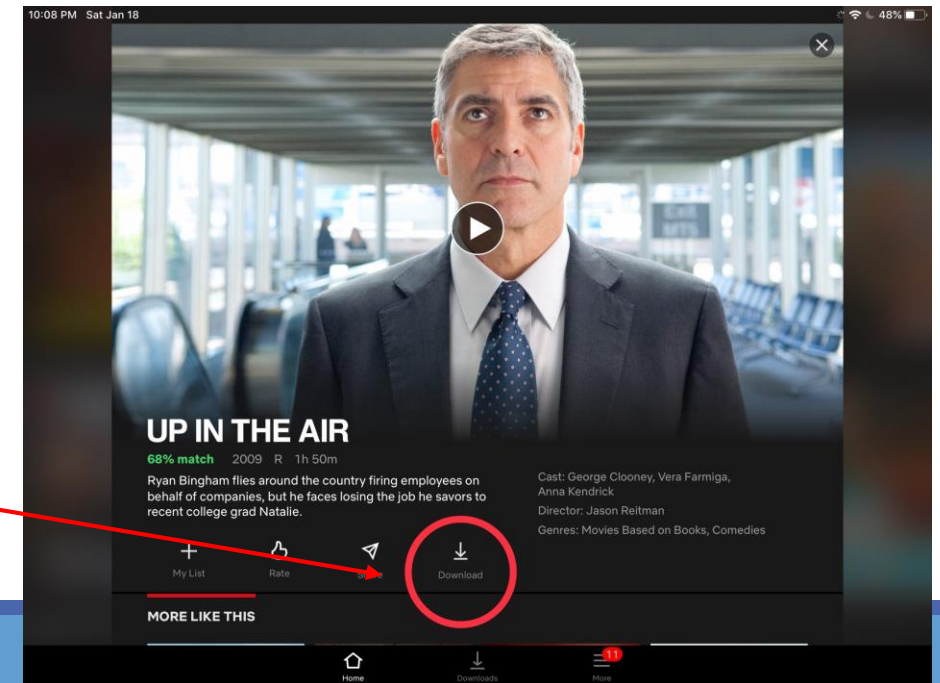

# Miscellaneous Tips

---

# Miscellaneous Tips

- Use phone's flashlight (preferably not for long periods!)
- Store important documents in the cloud
- Download movies from Amazon, Netflix, Comcast, etc.
  - Download in advance of expected power outage
  - Ensure you have adequate back up power... you might need your device to be powered up for more important purposes than watching a movie!

Download  
Symbol





# Nixle

---



# Rossmoor Nixle



- Mass notification system
- Incidents impacting Rossmoor
- Text/Email/Voice

[www.rossmoor.com](http://www.rossmoor.com)

925-988-7688