

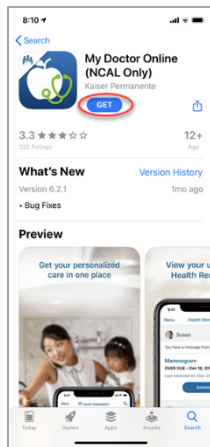
Video Visits

Follow-up with your doctor from virtually anywhere.

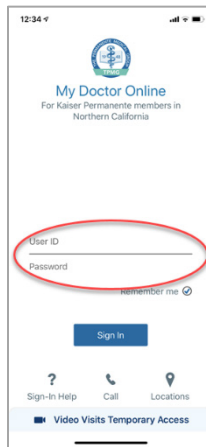


Use the free **My Doctor Online App** the next time you connect with your provider.*

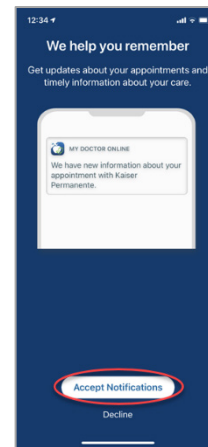
Prepare for your visit in three steps...



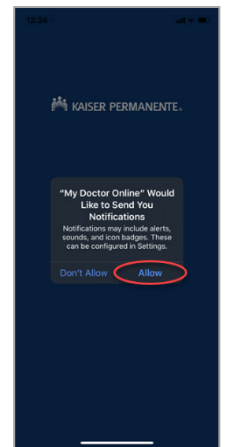
1. **Download** the app from Apple App Store or Google Play Store



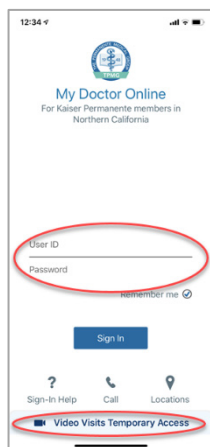
2. **Sign In** with your kp.org user ID and password



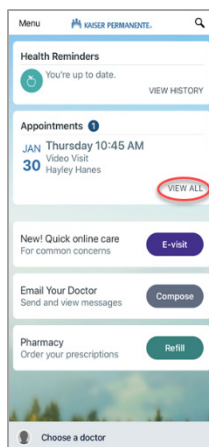
3. **Activate** notifications to receive reminders



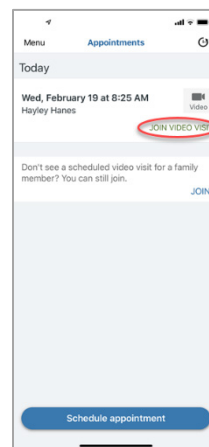
Join your visit in three steps...



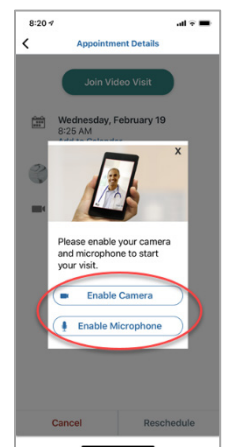
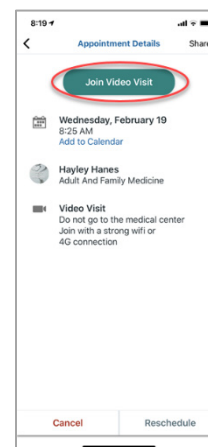
1. **Sign In** with your kp.org User ID and Password or use Temporary Access at the time of your appointment



2. In Appointments, tap **"View All"** and locate the Video Visit appointment, then tap **Join Video Visit**



3. Tap **Join Video Visit** to start your visit (if prompted, allow access to the camera and microphone)



*Requires an Apple or Android device and that a video visit appointment is booked with your provider.

A high-speed internet connection or LTE carrier signal yields the best results.

Note: Some public venues with Wi-Fi, such as libraries or schools, may block streaming content.